

CAIRE Portable Oxygen Concentrator TRAVEL GUIDE

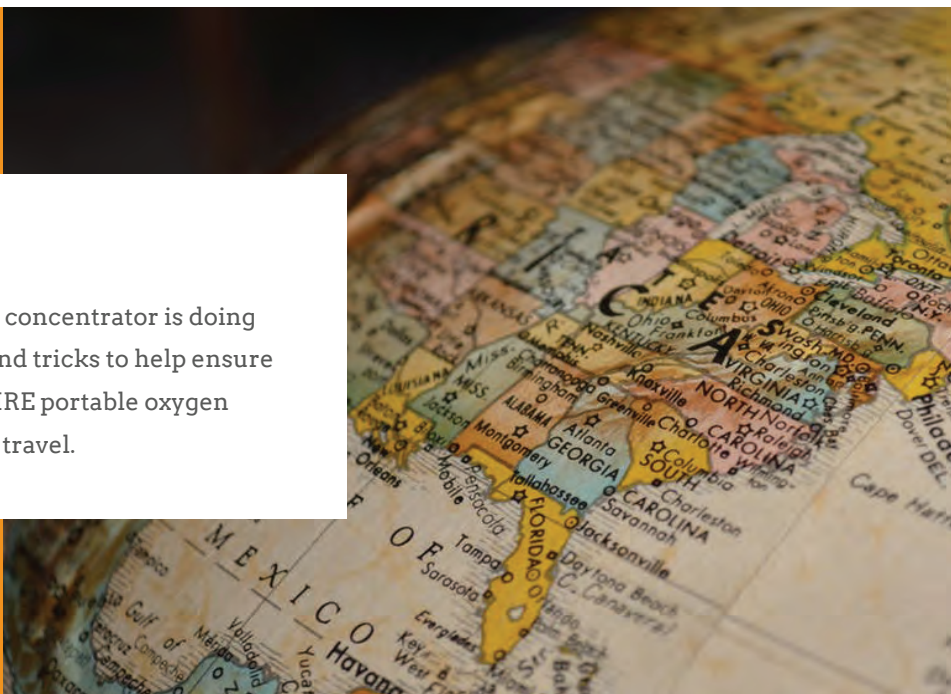


Don't let your oxygen prescription keep you from traveling to see your family or globetrotting. CAIRE portable oxygen concentrators deliver the oxygen you need to stay healthy and active whether you are traveling by plane, motor vehicle, train, or boat.



PLAN AHEAD

The key to traveling with a portable oxygen concentrator is doing some advance preparation. Use these tips and tricks to help ensure you have a great experience using your CAIRE portable oxygen concentrator before and during all types of travel.



Call Us Toll-Free Today!
1-877-774-9271

oxygenconcentratorstore.com

Please consult the applicable product instructions for use for product indications, contraindications, warnings, precautions, and detailed safety information.

CAIRE Portable Oxygen Concentrator

TRAVEL GUIDE

TRAVELING BY PLANE

You can enjoy worry-free travel with all CAIRE portable oxygen concentrators. All CAIRE portable oxygen concentrators are FAA-approved for use onboard all commercial flights, and compact enough to easily carry through the busiest airports. CAIRE portable oxygen concentrators that meet FAA guidelines for use onboard a commercial airline include:

- Focus™
- FreeStyle®
- FreeStyle® 5
- FreeStyle® Comfort®
- Eclipse® (All Models)
- eQuinox™

Before you book your flight

- Talk to your physician or healthcare provider about your trip and have them fill out the CAIRE Physicians' Statement that can be presented to the airline as additional documentation regarding your use of oxygen. Download the physicians' statement by visiting <http://files.chartindustries.com/PhysicianStatement.pdf>.
- Contact your airline at least 48 hours prior to your travel to alert them that you will be traveling with a CAIRE portable oxygen concentrator. Some airlines often have specific information and requirements for using oxygen on board.
- Inquire about any available power sources on board and about seating with an available power outlet.
- Take inventory of your battery supply to ensure you have the battery power you need for the duration of your flight. You may need to purchase additional batteries to make sure you have enough power for your trip. CAIRE recommends having enough batteries for 150% of your flight duration. This accounts for any unexpected delays or holding.
- Review the available accessories for your CAIRE portable oxygen concentrator that could make your travel more comfortable.



Call Us Toll-Free Today!

1-877-774-9271

oxygenconcentratorstore.com

Please consult the applicable product instructions for use for product indications, contraindications, warnings, precautions, and detailed safety information.

CAIRE Portable Oxygen Concentrator

TRAVEL GUIDE



Before your trip

- Pack your Physicians' Statement so you can easily present it to airline officials if requested.
- Be sure to pack both your AC and DC power supplies to ensure you can charge your device once you arrive at your destination. If you are going overseas make sure you have an applicable power adapter. Ask CAIRE about available adapters for the region into which you are traveling.
- Make sure your batteries are fully charged and packed in a location where you can easily access them during your trip.
- Arrive early at the airport to allow for plenty of time to navigate security screening and to arrive at your gate for departure.
- Remember that you can always use the airport outlets to power your device before boarding your flight.



While onboard the plane

- Identify your available power source. Many times power outlets are located under the seat near the floor. Ask a flight attendant for assistance. Remember, while some aircraft will have AC power outlets, you should still have enough batteries for 150% of your flight time. A power source may not be available on your assigned seat, so battery should always be considered your primary power source.
- When positioning your concentrator for travel or storing under the seat in front of you, be sure not to block the air inlets or exhaust on your unit. Consult your specific user manual for locations of the inlets and exhaust.
- Once you have exited the plane, take a moment to check your battery supply to ensure you have the power you need to navigate the terminal.



Call Us Toll-Free Today!

1-877-774-9271

oxygenconcentratorstore.com

Please consult the applicable product instructions for use for product indications, contraindications, warnings, precautions, and detailed safety information.


CAIRE Portable Oxygen Concentrator

TRAVEL GUIDE

TRAVELING BY MOTOR VEHICLE

Road trips are a breeze with all CAIRE portable oxygen concentrators. All units come with a motor vehicle (DC) power supply which is compatible with the DC accessory outlets in motor vehicles.

Using the DC power cord allows you to both run the concentrator and re-charge your battery while in use. No matter how long you are in the car, a CAIRE portable oxygen concentrator will deliver your oxygen so you never have to worry about running out of oxygen.



Using a concentrator in a motor vehicle

- Start the vehicle before inserting the DC power supply into the accessory outlet.
- Use the DC accessory outlet closest to the vehicle's battery.
- When positioning the concentrator, do not block the air inlet and exhaust outlet of the device. Consult your specific user manual for locations of the inlets and exhaust outlet.
- Unplug all other accessories from other outlets if possible (ex. – GPS, phone charger, etc.)



Call Us Toll-Free Today!

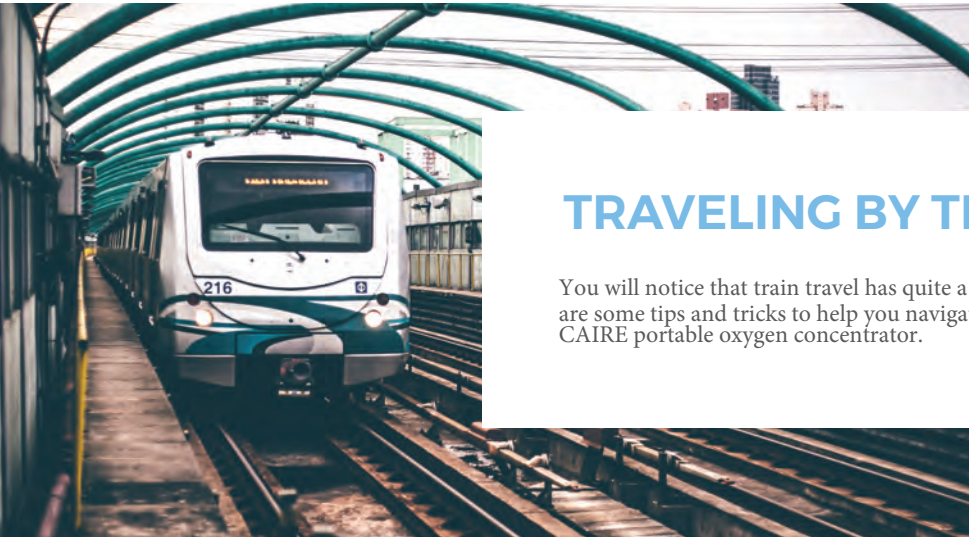
1-877-774-9271

oxygenconcentratorstore.com

Please consult the applicable product instructions for use for product indications, contraindications, warnings, precautions, and detailed safety information.

CAIRE Portable Oxygen Concentrator

TRAVEL GUIDE



TRAVELING BY TRAIN

You will notice that train travel has quite a few similarities of air travel. Here are some tips and tricks to help you navigate train travel successfully with your CAIRE portable oxygen concentrator.

Before you book your trip

- Talk to your physician or healthcare provider about your trip. Contact your local transit authority prior to travel and inform them that you will be traveling with a CAIRE portable oxygen concentrator and inquire if you can reserve a seat with a power source available.
- Take inventory of your battery supply to ensure you have the battery power you need for the duration of your trip. You may need to purchase additional batteries so you can make sure you have enough power to run your concentrator for 150% of your trip duration. This accounts for any unexpected delays.

Prior to departure

- Check the charge on all your batteries and make sure you carry enough batteries for 150% of your travel time in the event the power supply available may not be sufficient to run your portable oxygen concentrator.
- Be sure to pack both your AC and DC power supplies to ensure you can get to them when you need them.
- Arrive early at the station to allow for plenty of time to navigate security screening and to arrive at your gate for departure.
- Remember that you can always use the station outlets to power your device before boarding.

When you are on the train

- Locate your available power source if available.
- Enjoy your trip!



Call Us Toll-Free Today!

1-877-774-9271

oxygenconcentratorstore.com

Please consult the applicable product instructions for use for product indications, contraindications, warnings, precautions, and detailed safety information.

CAIRE Portable Oxygen Concentrator

TRAVEL GUIDE

TRAVELING BY CRUISE SHIP

Enjoy the comforts of home when you travel by cruise ship with your CAIRE portable oxygen concentrator. Like when you're at home, you will use battery power while you are enjoying onboard activities. Connect to wall power (AC) when it is convenient or when you are in your cabin.



Before you book your trip

- Talk to your physician or healthcare provider about your trip.
- Alert your carrier that you will be traveling with a CAIRE portable oxygen concentrator. Most commercial cruise liners have technicians onboard that will need to become familiar with your specific CAIRE model prior to your visit with them. Also, inquire if you can reserve your evening meal in close proximity to a power source for added convenience.

On the day of departure

- Ensure you have packed all extra batteries and necessary power cords.
- Arrive early at your seaport so that you can have plenty of time to get through security.

When onboard

- Operate your CAIRE portable oxygen concentrator just like if you were at home.
- Sit back and enjoy!



This travel guide is not intended to replace the detailed information available in your user manual, so please refer to the user manual for important critical information regarding use and operation of the product.

Please consult the applicable product instructions for use for product indications, contraindications, warnings, precautions, and detailed safety information.



Call Us Toll-Free Today!

1-877-774-9271

oxygenconcentratorstore.com

Please consult the applicable product instructions for use for product indications, contraindications, warnings, precautions, and detailed safety information.